

Rapid Fix

The Rapid Fix system consists of an upper and a lower bracket, that is fixed to the 60x40 post. The panel bolt-fixings are quickly mounted to the panels at the first assembly and then remain fastened to the panel. The panel bolt fixings are then slid into the lower brackets on the posts and pushed in position into the upper bracket, where it's fixed with a click. The upper bracket has a unique locking mechanism that snaps the panel into the correct position. To disassemble the panels, a Torx with a pin is used to release the lock from the inside of the fence.

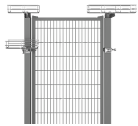
The Rapid Fix system meets the requirements of the Machinery Directive and all components are held captive in the guard even when the system is disassembled. The system is tested to withstand an impact of 1600 joules.



FACTS

ART. NO	COMPONENTS
36701060	Kit Rapid Fix bracket
36701070	Kit Rapid Fix bracket Rt
36701080	Kit Rapid Fix bracket Lt


ACCESSORIES



WIRE TRAY SYSTEM



KICKPLATE




FOAM INFILL


COMBINE WITH



POST 60X40



PANEL ST20



PANEL ST30



SMART FIX



PANEL ST PC

IMAGES

