


Double Sliding door Doublerrail UX450

Caelum sliding doors are available in a wide range of opening widths and heights. Doors can be delivered preassembled to facilitate quick installation. Available options include a single sliding door, a double sliding door in a single rail or a double sliding door in a double rail. They are all supplied with a lock mechanism and handle. Other locking options such as a padlock or single or double cylinder locks can be incorporated. Top guide rails are of an aluminium construction, which helps keep running bearings in place. The rails are cut to the required lengths.



FACTS

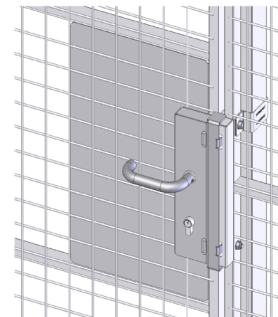
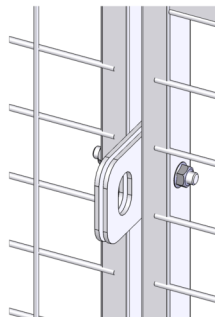
Dimensions doors

Door Height (mm)	Door Width (mm)
2200	2x900
2200	2x1100

The doors are delivered pre-assembled on customer request.
All doors include door handles.
Contact your dealer for more information.

Lock options

Padlock	
Eurocylinder	
ASSA cylinder	



ACCESSORIES

Padlock Anchor	in different grades
Single Eurocylinder	keyd alike or keyd to differ
Double Eurocylinder	keyd alike or keyd to differ
Eurocylinder with knob	

